
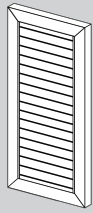


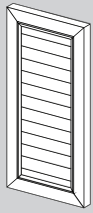
## DICHTE MODELLEN



TZ




TZO



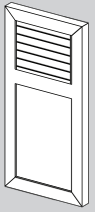
GE



GE-SE



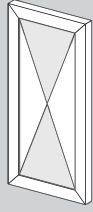
TSW



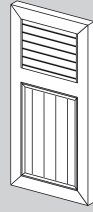
TZ-ROM



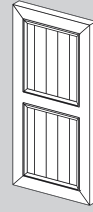
SR



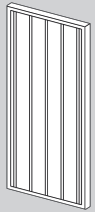
AMSTERDAM



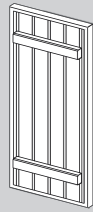
TZ-GE-SE



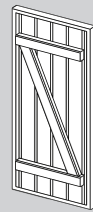
GENT



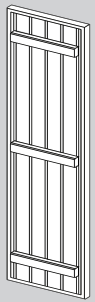
DIJON



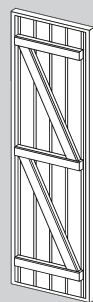
DIJON-B



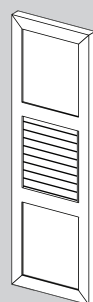
DIJON-Z



DIJON-BB




DIJON-ZZ



TZ-PISA

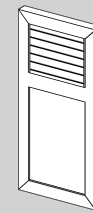
## ISOLERENDE MODELLEN



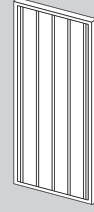
TSW



TIZO



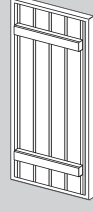
TIZO-ROM



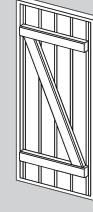
ISO



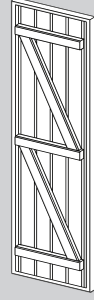
ISO-RW



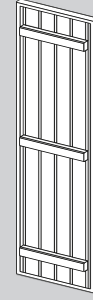
ISO-B



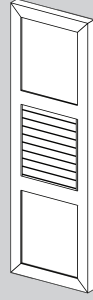
ISO-Z



ISO-ZZ



ISO-BB



TIZO-PISA